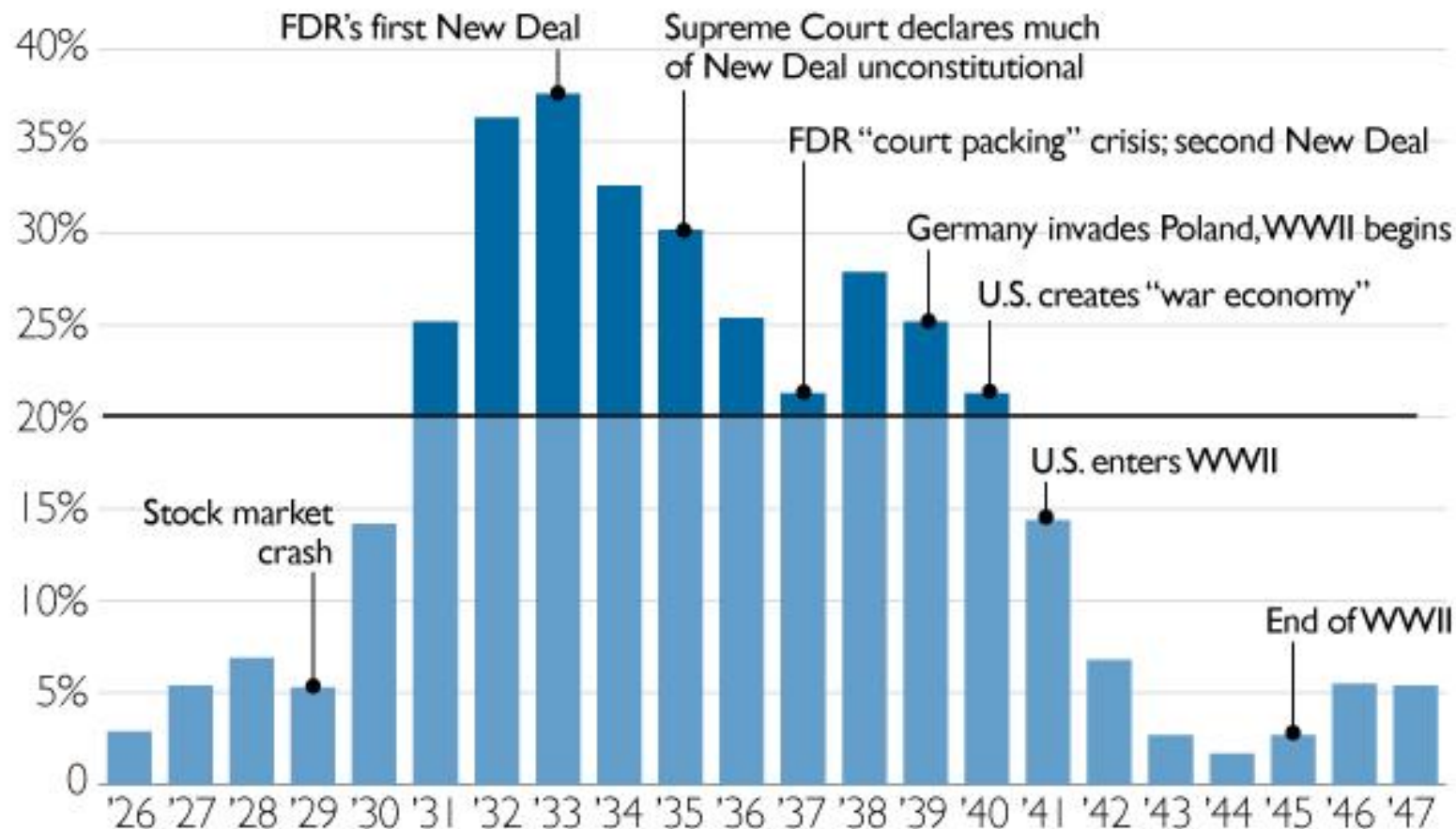


Unemployment Rate During the New Deal

Percentage of Jobless Nonfarm Workers, 1926–1947

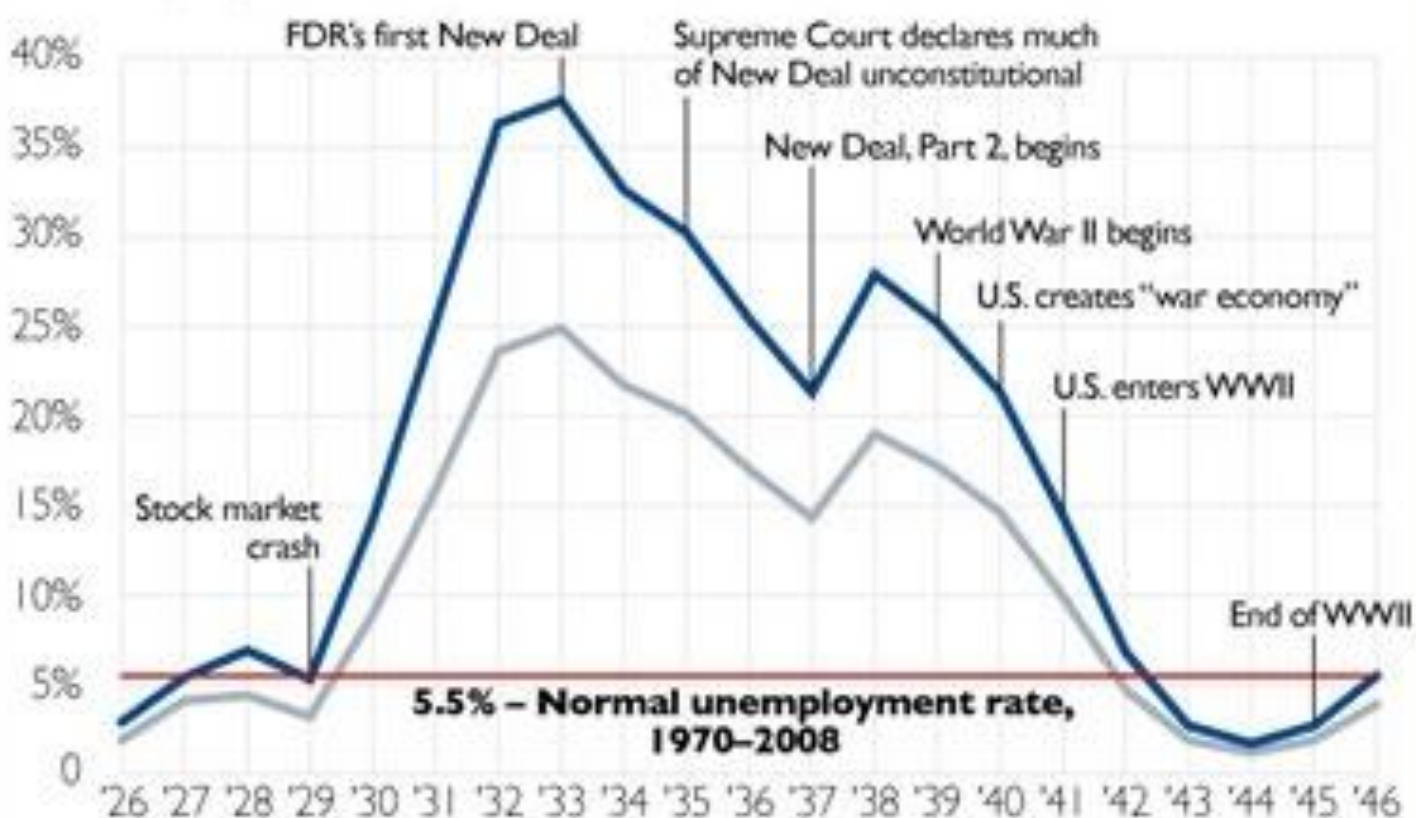


Source: U.S. Department of Commerce, Bureau of the Census, Bicentennial Edition Historical Statistics of the United States Colonial Times to 1970 Part I (1975) Washington D.C., Series D I-10 "Labor Force and its Components 1900-1947", p.126

Unemployment Rates During the New Deal

— Census Bureau data
— Alternative estimates* including prisoners, government relief workers, the institutionalized

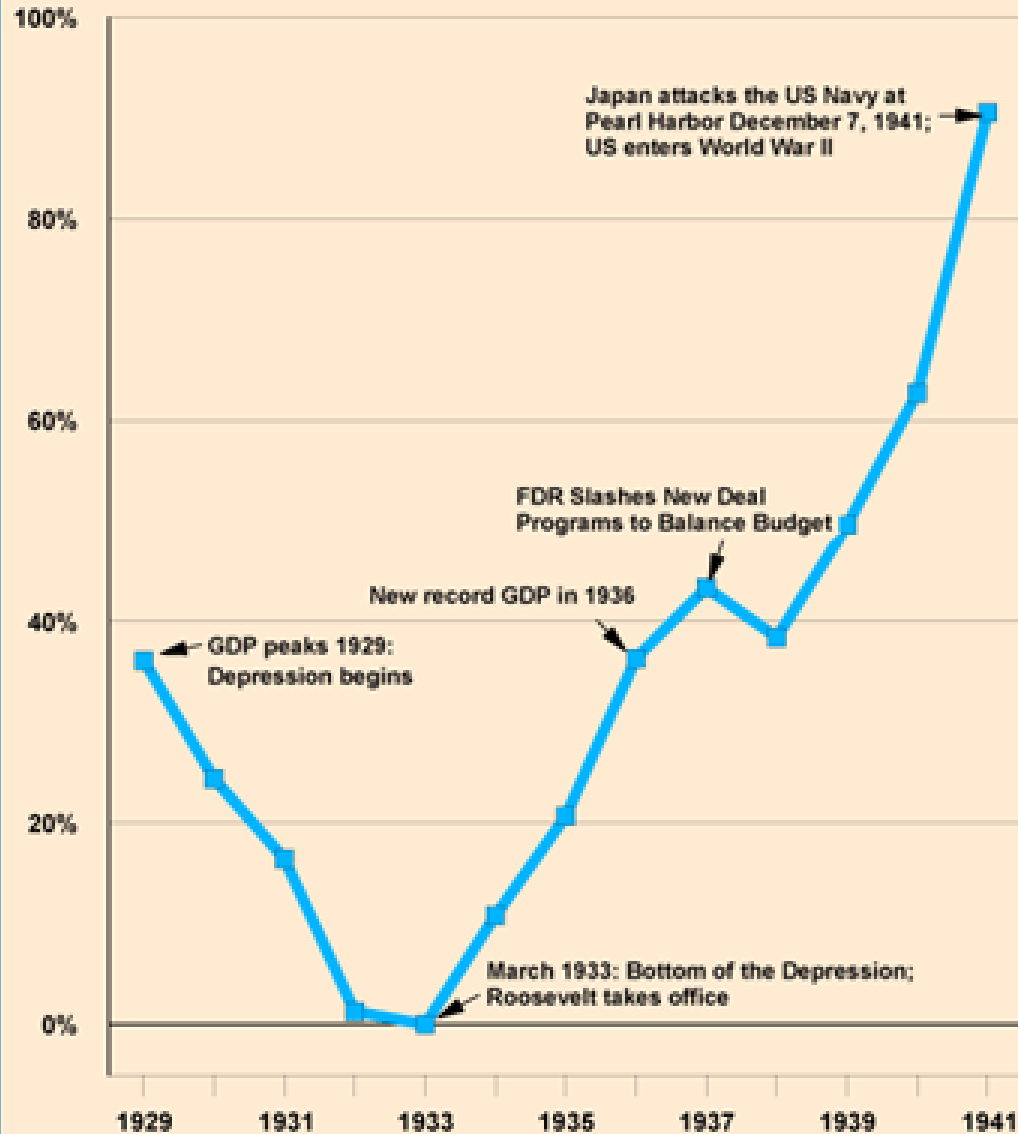
Percentage of Jobless Nonfarm Workers, 1926 – 1946



* From Stanley Lebergott, "Annual Estimates of Unemployment in the United States, 1900-1950."

Sources: U.S. Census Bureau, Bureau of Labor Statistics, Global Insight.

U.S. Gross Domestic Product, 1929-1941



Source: U.S. Department of Commerce and MBG Information Services

U.S. Industrial Production, 1928-1941



Source: Federal Reserve Board and MBG Information Services

Government Expenditures

(2011 figures)

The total cost of the current bailout now exceeds \$23.8 trillion dollars. It has cost more than all of these government expenditures combined. Figures in parentheses have been adjusted for inflation:

- **Marshall Plan:** Cost: \$12.7 billion (\$115.3 billion)
- **Louisiana Purchase:** Cost: \$15 million (\$217 billion)
- **Race to the Moon:** Cost: \$36.4 billion (\$237 billion)
- **S&L Crisis:** Cost: \$153 billion (\$256 billion)
- **Korean War:** Cost: \$54 billion (\$454 billion)
- **The New Deal:** Cost: \$32 billion est. (\$500 billion est.)
- **Invasion of Iraq:** Cost: \$551 billion (\$597 billion)
- **Vietnam War:** Cost: \$111 billion (\$698 billion)
- **NASA:** Cost: \$416.7 billion (\$851.2 billion)
- **TOTAL:** \$3.92 trillion